



# MacroDivers

## NIGHT DIVING TORCH SIGNALS

Essential torch communication and safety signals for scuba divers

1



### Get attention

Shine your torch in front of your buddy and gently wave it. Avoid shining the light directly into their face.

2



### Look here

Shine your torch in front of your buddy, then slowly move the beam towards the subject you want them to see.

3



### Check your air

Point your torch at your contents gauge for a few seconds, then remove it. This should give you enough light to read the gauge.



4




### Okay

Use the standard OK hand signal when your buddy can see it. At night, use your torch to illuminate the signal if needed.



5








### Help / problem

Use the standard help or problem signal to show something is wrong. Keep your torch on your buddy so they can see and respond.



### TORCH SIGNAL TIPS



-  Avoid shining your torch directly into another diver's eyes.
-  Keep signals slow and deliberate.
-  Agree torch signals with your buddy before the dive.
-  Use your torch to illuminate hand signals when needed.
-  Stay close enough for your buddy to see and respond.